



**Instruction
Manual**

Acton Watches Instruction Manual

Instruction Manual for Automatic Watches	01
Water Resistance Information for Watches	03
Instruction Manual for Quartz Watches	04
Warranty Information for Acton Watches	05



Kindly take the time to review the warranty terms for your complete understanding.
Before making any changes to the time or adjusting the various settings, please
remember to unscrew the crown first to unlock its functionalities.

Instruction Manual for Automatic Watches

How to Unscrew the Crown:

Before adjusting the time or changing any displays, it is essential to unscrew the crown.

Important: Always remember to screw the crown back down after each operation to maintain the watch's water resistance.

How to Set the Time:

To unscrew the crown, gently pull it out to the third position. Rotate the crown either clockwise or counterclockwise to set the desired time. Once the correct time is displayed, push the crown back into position one and screw it down if necessary.

Note: If your watch features a day of the week indicator, turning the crown forward will change the date, while turning it backward will adjust the day.

For Automatic Chronographs with Corrector:

Press the corrector button repeatedly to advance the disc to the desired date.











Instruction Manual for Automatic Watches



To set automatic watches: first, unscrew the crown. Then, gently pull the crown outward. At I gear (1st click), turn it clockwise to adjust the date (if applicable) and at II gear (2nd click), turn it clockwise to set the time.

Water Resistance Information for Watches

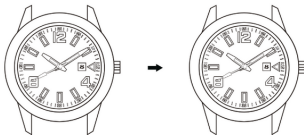
								
3ATM	○	○	-	-	-	-	-	-
5ATM	○	○	○	-	-	-	-	-
10ATM	○	○	○	○	○	-	-	-
20ATM	○	○	○	○	○	○	-	-
30ATM	○	○	○	○	○	○	○	
100ATM	○	○	○	○	○	○	○	○

Instruction Manual for Quartz Watches



To Set the Time:

Begin by pulling out the crown and rotating it to your desired time. Once you have set the time, push the crown back into the watch to initiate its operation. After completing the time-setting process, ensure that the crown is securely pushed in to maintain the watch's water resistance functionality.



Pull out the crown

Pull out two grids

Warranty Information for Acton Watches



Thank you for choosing Acton Watches. We are committed to providing you with high-quality timepieces and exceptional customer service. To ensure the longevity and optimal performance of your watch, please take a moment to review our warranty policy.

Warranty Coverage

Acton Watches offers a 24-month warranty that begins on the date of purchase. This warranty covers manufacturing defects in materials and workmanship under normal use.

What is Covered

Manufacturing Defects: Any defects in materials or workmanship that affect the functionality of the watch.

Movement Malfunctions: Issues arising from the watch's movement that are not due to user handling.

What is Not Covered

The following conditions are not covered by this warranty:

- **Battery Life:** The lifespan of batteries is not included in the warranty coverage.
- **Normal Wear and Tear:** This includes, but is not limited to, scratches on the crystal, wear on the strap, and minor cosmetic changes.
- **Aging:** Changes such as discoloration or alterations to the watch's finish over time.
- Water damage due to unscrewed crown.

Warranty Information for Acton Watches

Warranty Claims

To make a warranty claim, please follow these steps:

- **Contact Us:** Reach out to our customer service team at contact@actonwatches.com with your proof of purchase and a description of the issue. Please include pictures or videos if possible.
- **Return Instructions:** If your claim is approved, we will provide you with instructions on how to return your watch for inspection.
- **Inspection and Repair:** Once we receive your watch, our team will inspect it and determine if the issue is covered under warranty. If so, we will repair or replace the watch at no cost to you.

Limitations

This warranty is valid only for the original purchaser and is non-transferable. It does not cover damage caused by misuse, accidents, or unauthorized repairs.

Contact Us

For any questions regarding this warranty policy or to initiate a claim, please contact our customer service team:

- Email: contact@actonwatches.com

We appreciate your trust and support in Acton Watches. We sincerely hope that you enjoy your timepiece and share your feedback with us on any recommendations.



Alexander Pang

CEO of Acton Watches